

Overall **7** Day Change from **5/25/20 to 5/31/20:**

<u>County Wide:</u>	Active SFR/PUD:	<u>1,487</u> Up 38	Pending SFR/PUD:	<u>1,137</u> Up 116
30 Day Change:		Up 13%	Up 52%	
This Date 2019:		1,915 (down 22%)	1,264 (down 10%)	
Unsold <u>Class One</u> Properties growth over the last week:				
<u>South County:</u>	Active SFR:	<u>138</u> Down 9	Sales last week / 4 wk average	<u>43</u> 14
<u>Santa Teresa:</u>	Active SFR:	<u>7</u> Down 3	Sales last week / 4 wk average	<u>5</u> 3
<u>Evergreen:</u>	Active SFR:	<u>52</u> Down 1	Sales last week / 4 wk average	<u>19</u> 6
<u>Milpitas:</u>	Active SFR:	<u>23</u> Down 2	Sales last week / 4 wk average	<u>14</u> 4
<u>Santa Clara:</u>	Active SFR:	<u>54</u> even 0	Sales last week / 4 wk average	<u>20</u> 10
<u>Central San Jose:</u>	Active SFR:	<u>51</u> Up 6	Sales last week / 4 wk average	<u>11</u> 5
<u>Willow Glen:</u>	Active SFR:	<u>78</u> Up 10	Sales last week / 4 wk average	<u>10</u> 7
<u>Blossom Valley:</u>	Active SFR:	<u>50</u> even 0	Sales last week / 4 wk average	<u>20</u> 9

<u>Almaden Valley:</u>	Active SFR:	<u>34</u> Down 3	Sales last week / 4 wk average	<u>12</u> 5
<u>Cambrian:</u>	Active SFR:	<u>45</u> Down 5	Sales last week / 4 wk average	<u>26</u> 7
<u>Campbell:</u>	Active SFR:	<u>53</u> Up 6	Sales last week / 4 wk average	<u>11</u> 7
<u>Los Gatos:</u>	Active SFR:	<u>64</u> Down 1	Sales last week / 4 wk average	<u>10</u> 6
<u>Saratoga:</u>	Active SFR:	<u>47</u> Down 2	Sales last week / 4 wk average	<u>10</u> 3
<u>Cupertino:</u>	Active SFR:	<u>37</u> Up 3	Sales last week / 4 wk average	<u>11</u> 7
<u>Sunnyvale:</u>	Active SFR:	<u>39</u> Down 3	Sales last week / 4 wk average	<u>14</u> 7
<u>Mt View:</u>	Active SFR:	<u>29</u> Up 4	Sales last week / 4 wk average	<u>11</u> 3
<u>Palo Alto:</u>	Active SFR:	<u>77</u> Up 5	Sales last week / 4 wk average	<u>3</u> 5

This wk Last wk

Percentage of Class 1 Listings under contract: **46.2%** / **44.1%**

Percentage of Class 2 Listings under contract: **36.7%** / **34.7%**

<u>Current Market Stats 4/20/20</u>	<u>This week</u>	<u>2 wks ago</u>	<u>3 wks ago</u>	<u>4 wks ago</u>
<u>SFR Actives / unsold</u>	<u>990</u>	<u>973</u>	<u>967</u>	<u>944</u>
<u>PUD Actives / unsold</u>	<u>497</u>	<u>476</u>	<u>436</u>	<u>412</u>
	<u>Last week</u>	<u>2 wks ago</u>	<u>3 wks ago</u>	<u>4 wks ago</u>
<u>New sales</u>	<u>288</u>	<u>262</u>	<u>248</u>	<u>217</u>
<u>Withdrawals</u>	<u>53</u>	<u>54</u>	<u>54</u>	<u>58</u>
<u>Average daily sales</u>	<u>41.1</u>	<u>37.4</u>	<u>35.4</u>	<u>31.0</u>
<u>Vacant Properties on MLS:</u>	<u>679</u>	<u>712</u>	<u>711</u>	<u>706</u>

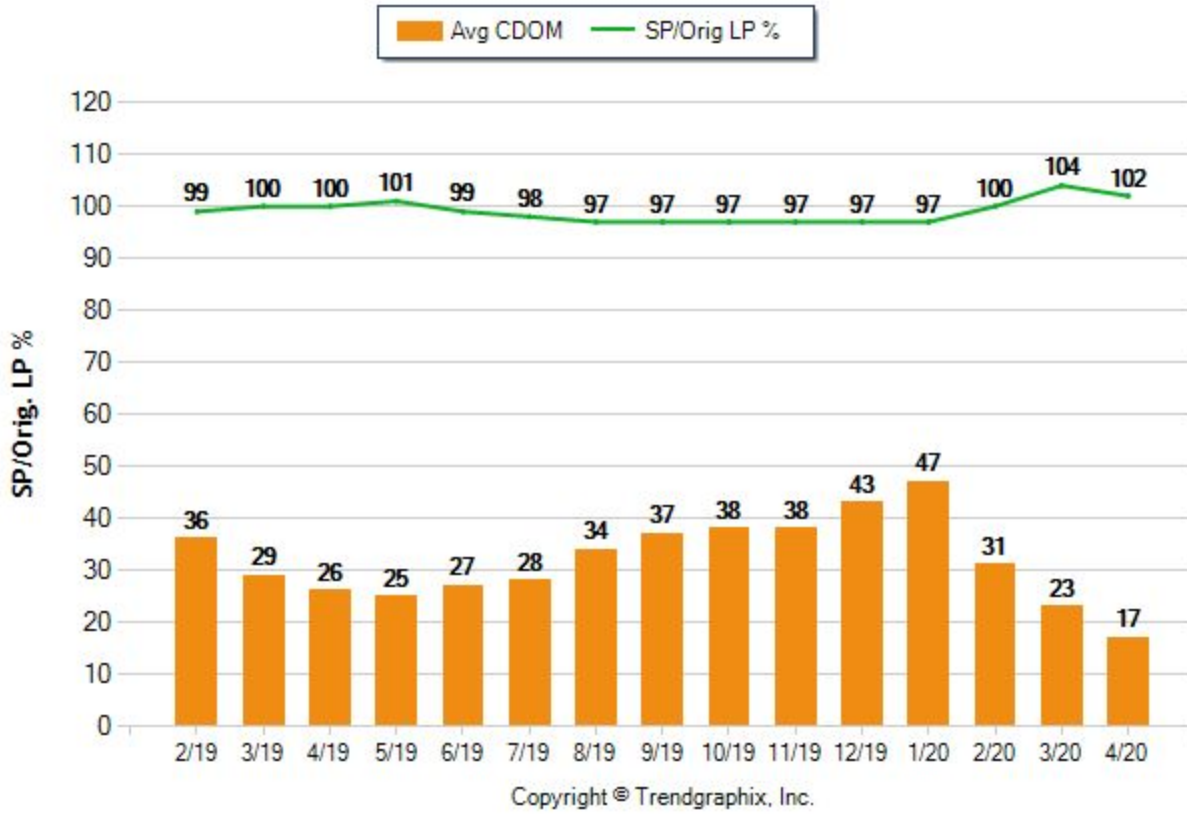
Santa Clara County's Shelter in Place order went into effect 3/16/20:

<u>Since that date we have put under contract:</u>	<u>2,104 properties</u>	
<u>Number of Properties that were Vacant:</u>	<u>1,079 properties</u>	<u>51.3%</u>
<u>Number of Properties that were Owner Occupied:</u>	<u>1,025 properties</u>	<u>48.7%</u>

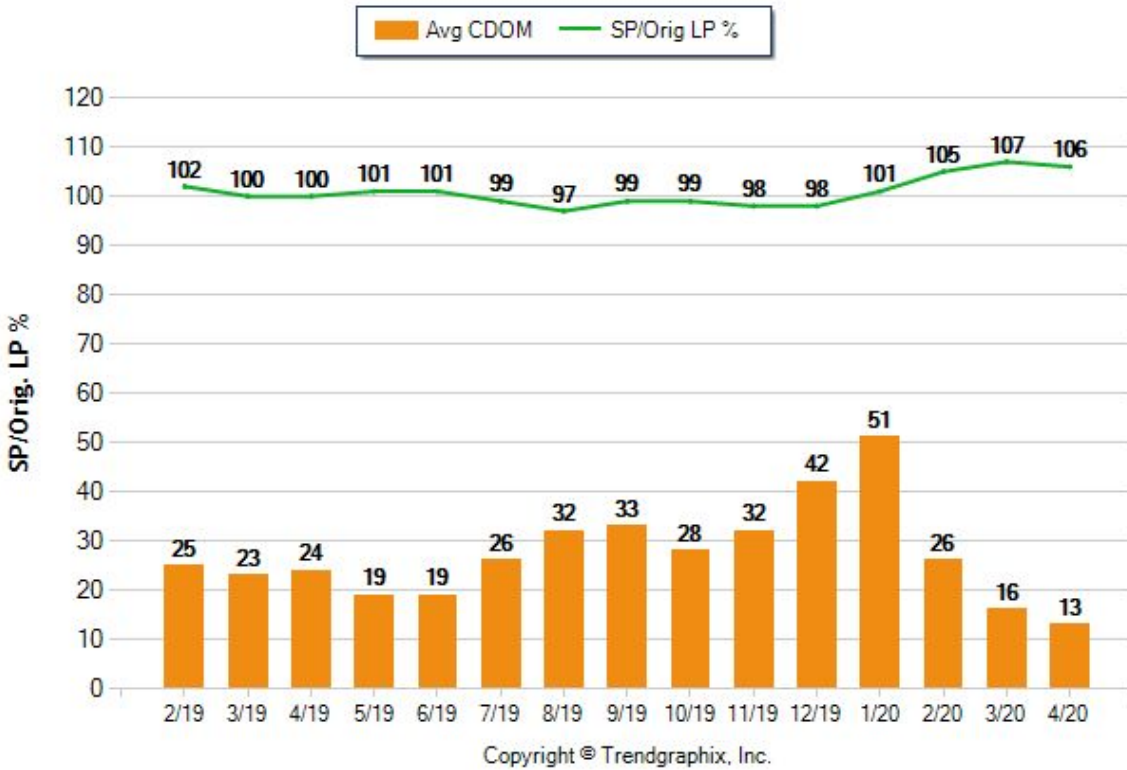
Of those 2,104 Properties that sold:

<u>How many were priced over \$7 mill:</u>	<u>5</u>
<u>How many were priced over \$5 mill up to \$7 mill:</u>	<u>14</u>
<u>How many were priced over \$3 mill up to \$5 mill:</u>	<u>83</u>
<u>How many were priced over \$2 mill up to \$3 mill:</u>	<u>248</u>
<u>How many were priced below \$2 mill:</u>	<u>1,754</u>

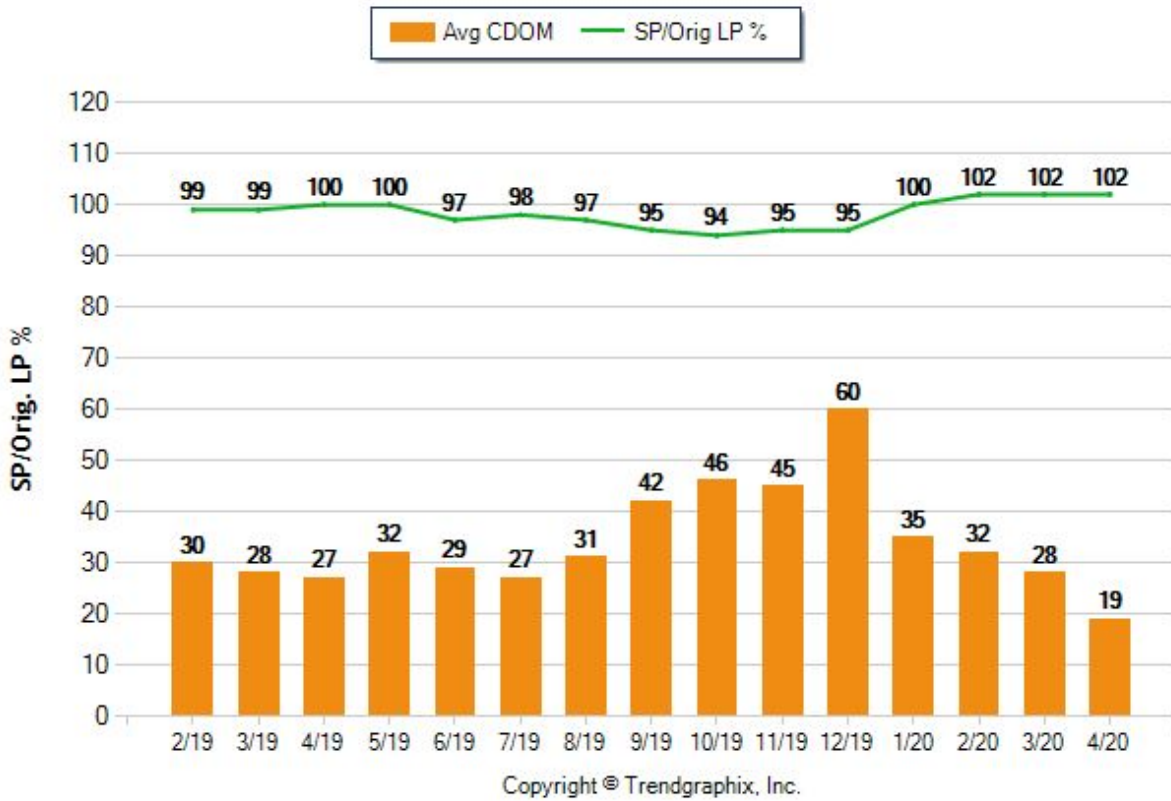
Santa Clara County



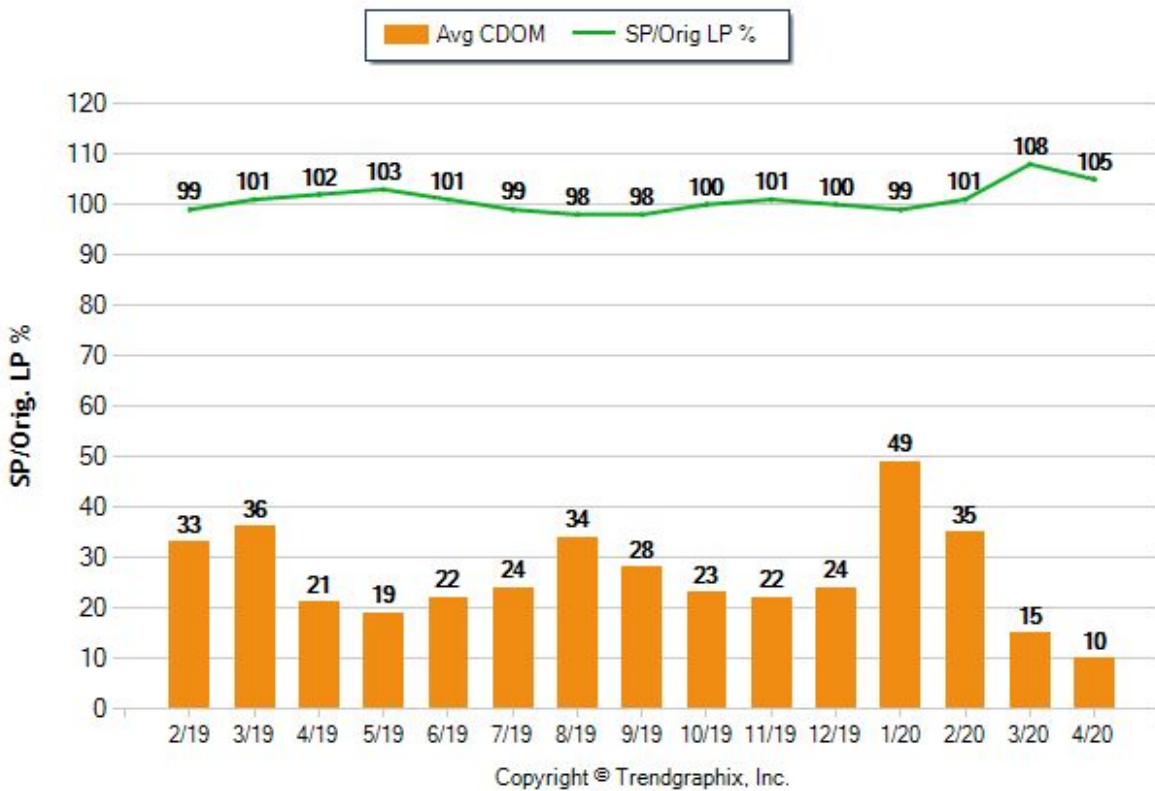
Blossom Valley



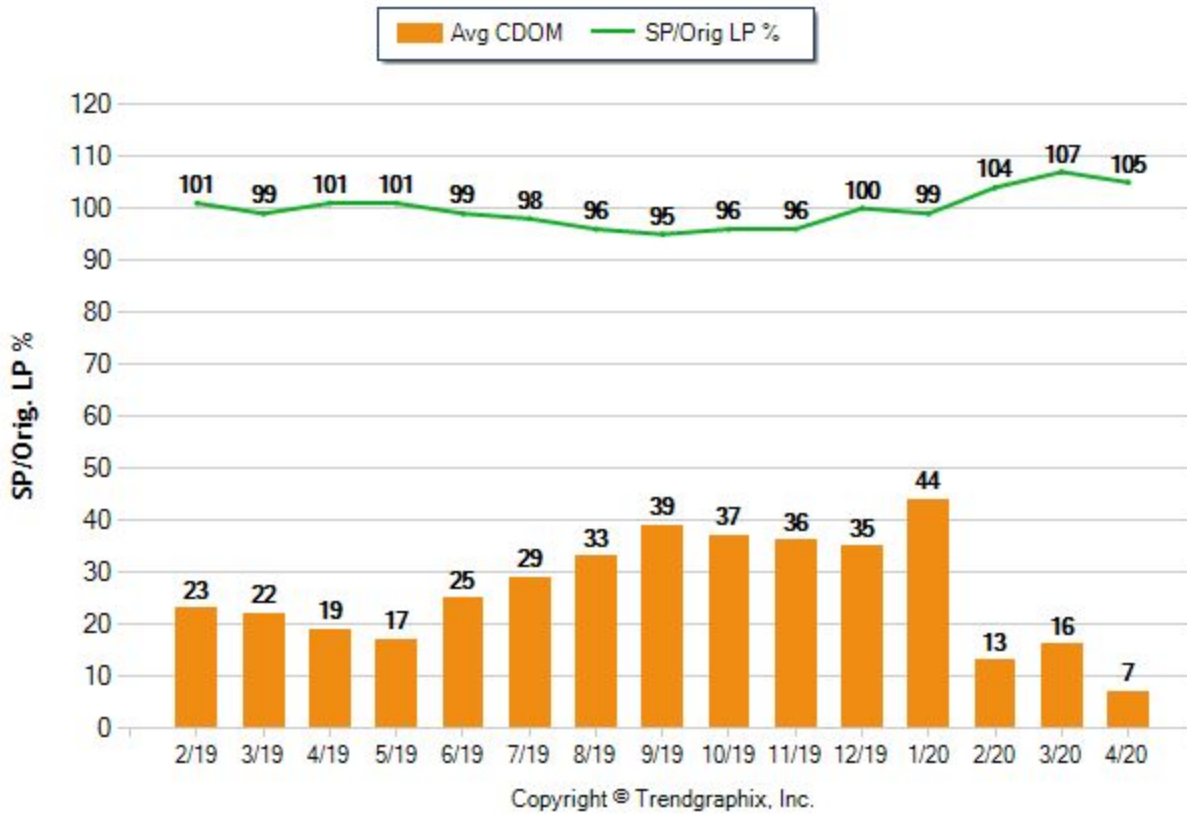
Rose Garden / Central SJ



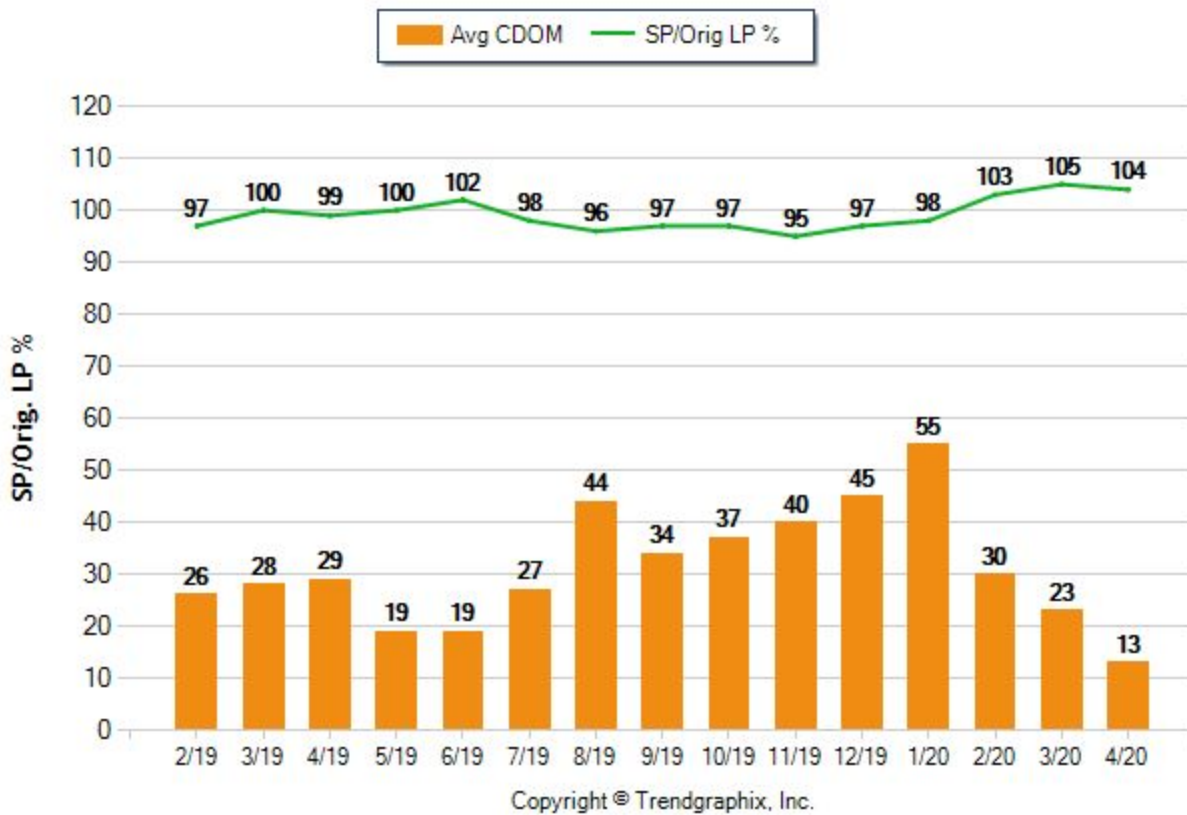
Sunnyvale



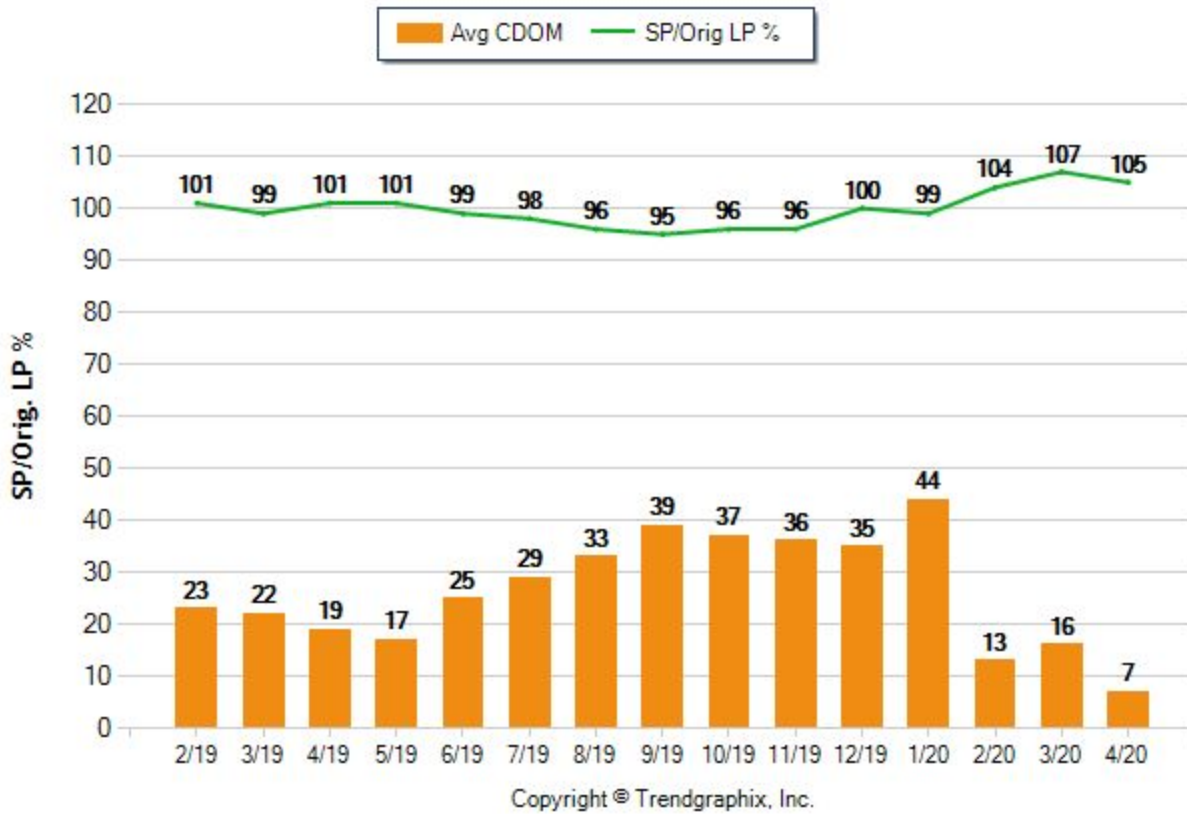
Santa Clara



Campbell



Cambrian



Willow Glen

